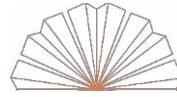
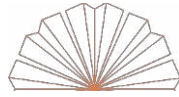


CREATIVE PLAY

WITH WHAT YOU HAVE AT HOME



1. Dress ups

Will your child be a princess? a pirate? or character from a favourite book? Provide a mirror at your child's level. See how creative you and your child can be with what's in their wardrobe and around the house.



2. Create an adventure

Make a twisty-turny obstacle course with boxes your child can crawl through, hoops to jump in and out of, a spread-out beach towel, bubble wrap, a small slippery slide, etc. Take your child on an adventure! Maybe set up a snack along the way, or hide some favourite soft toys to be discovered or rescued.

3. Action songs

Clap, dance and sing along to Colin Buchanan, the Wiggles or other favourites. Do the actions and invent new ones!





4. Playdough

If you have fresh playdough, make animals (start with snakes 😊), use cookie cutters, or make a pizza with all the toppings! If you have old playdough, squash fistfuls into some aerosol can lids. Show your child how to make table centres by pressing in plants or twigs from your garden.

5. Folded paper butterflies

Fold a sheet of A4 paper in half. While folded, draw half a butterfly outline on the fold. Open out and let your child place daubs of acrylic paint onto the paper. Then fold in half and squish it a bit then open it out to dry. Once it's dry, fold it again and cut along the outline. Then open it up to reveal the butterfly.



6. Pavement chalk

Let your child draw pictures on the driveway and then enjoy hosing them away (or not). If you don't have pavement chalk at home, give your child a bucket and some paint brushes for water-painting on the side of the house or a fence.